

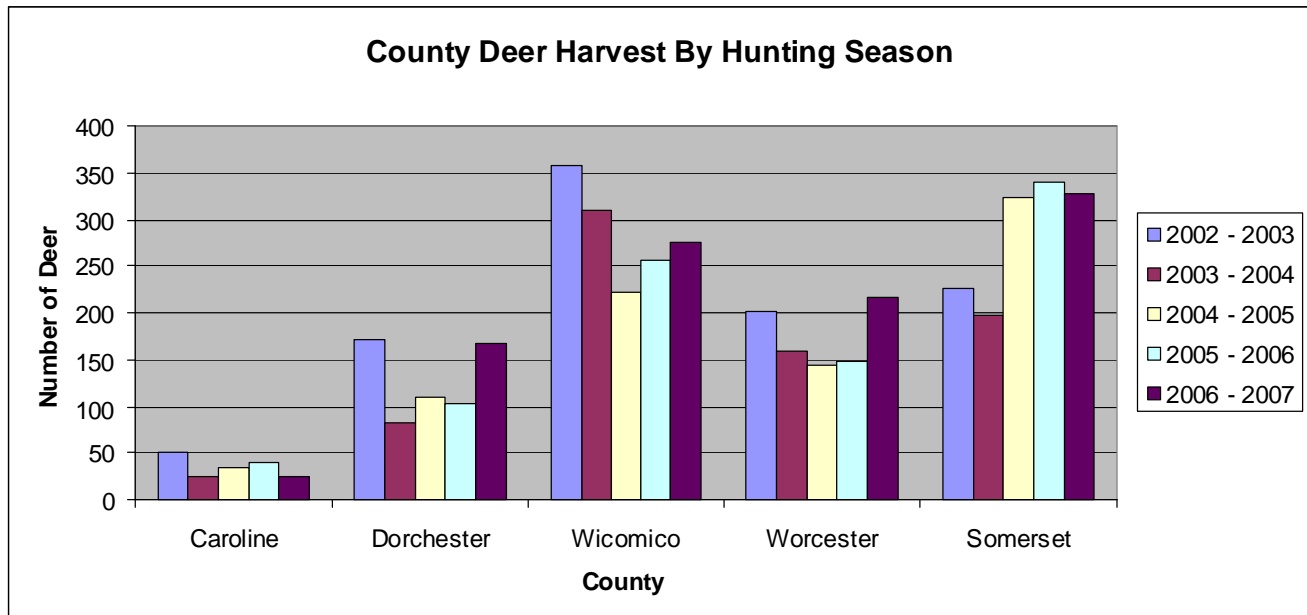
CHESAPEAKE FOREST HUNT CLUB HARVEST MONITORING REPORT

The Chesapeake Forest Lands have traditionally, been hunted (primarily for deer) by over 200 individual hunt clubs, many of these Clubs have continually leased these lands since the 1960's. The Department of Natural Resources acquired the Chesapeake Forest property in December of 2000 and at that time chose to continue the existing hunting lease program for three years through December of 2003. When the Chesapeake Forest was acquired, there were 223 lease agreements on a total of 54,962 acres of Chesapeake Forest (94.4% of the total land area). In 2004 the Department decided to implement a hunting program that was a combination of both public and club hunting. This would result in half the forest being opened for public hunting and half for a leased hunting program.

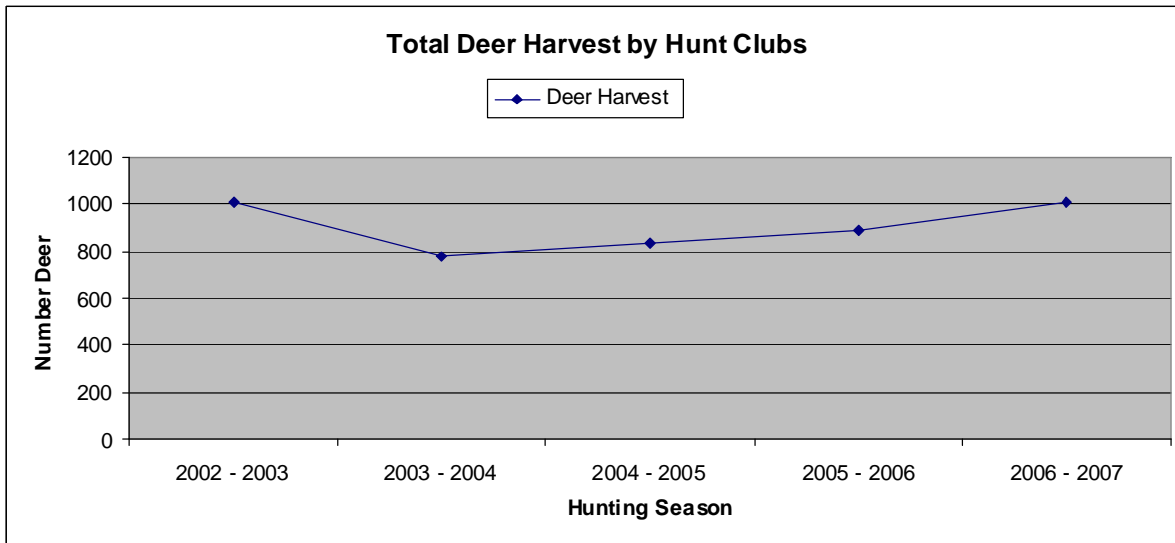
The following graphs detail the harvesting of Deer and Turkey from Chesapeake Forest Tracts leased out to Hunt Clubs. Graphs 1 through 3 show combined data for both White Tail and Sika Deer, Graph 4 breaks out only the Sika Deer data and Graphs 5 & 6 show harvest numbers for Turkey.

The deer and turkey harvest numbers reflected in these graphs were obtained from our annual hunting survey report completed by each Hunt Club. The first year of data is for the 2002 – 2003 Hunting Season, as described above during this first time period the majority of the tracts on Chesapeake Forest were under hunting lease agreements. However by the 2004 – 2005 hunting season 25% of the Forest was opened for Public Hunting and by the 2005 – 2006 hunting season 50% of Chesapeake Forest was open for Public Hunting. The harvest numbers from the leased tracts seem to indicate an initial impact during the transition period to both a Public and leased hunting program, however recent numbers indicate that the total harvest from the leased tracts has returned to previous levels. Currently there are 166 individual Hunt Clubs that are leasing tracts on the Chesapeake Forest.

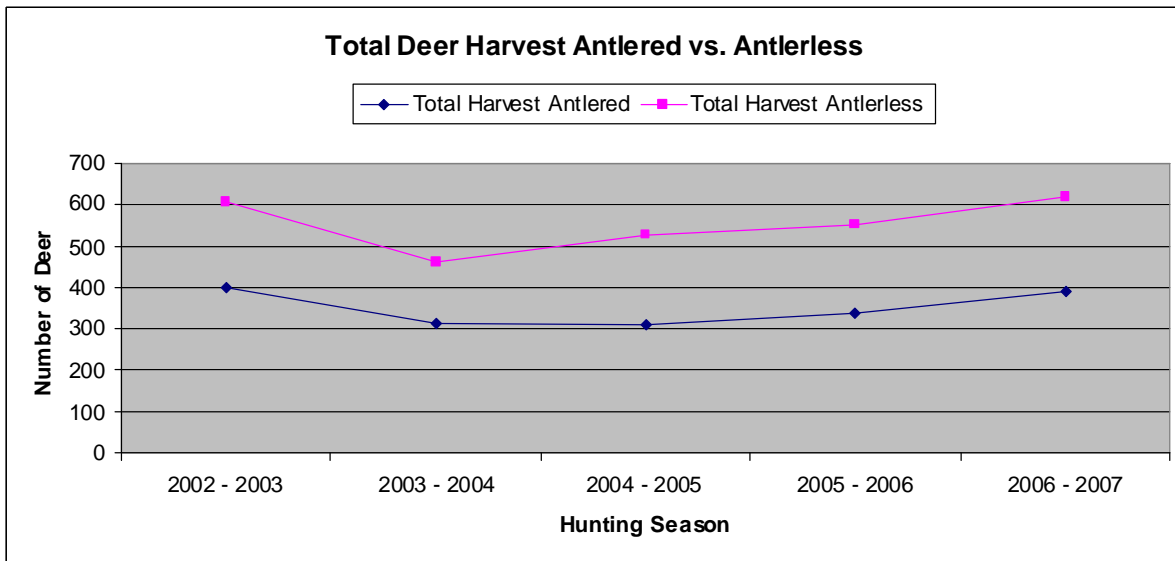
Graph #1: County Deer Harvest by Hunt Clubs on Chesapeake Forest



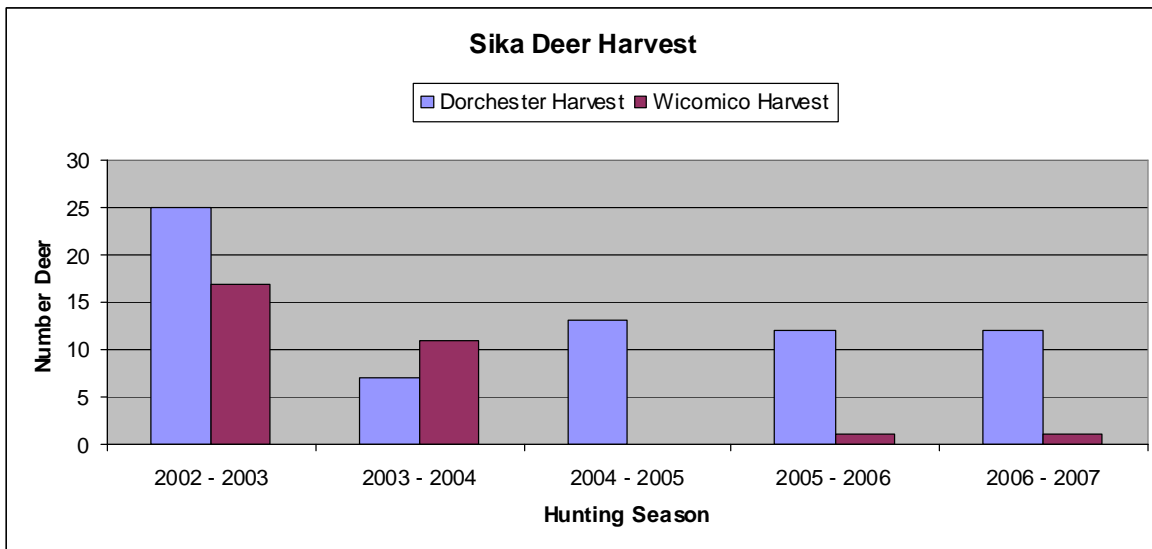
Graph #2: Total Deer Harvest by Hunt Clubs on CFL



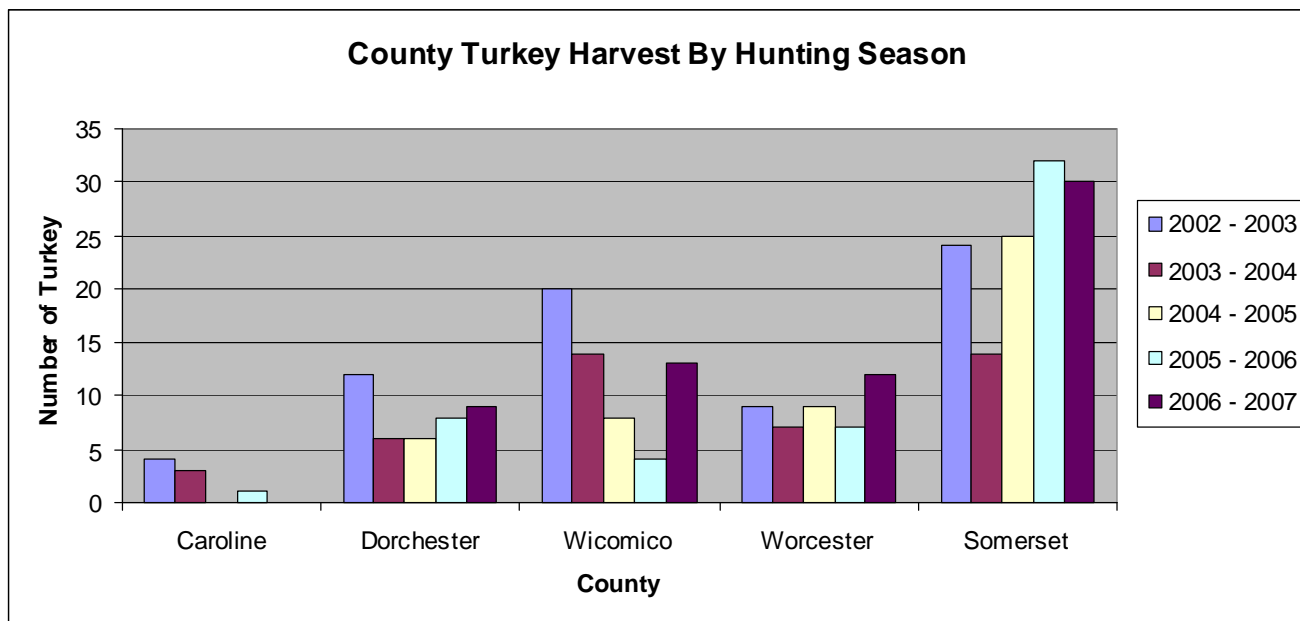
Graph #3: Total Deer Harvest by Hunt Clubs: Antlered vs. Antlerless



Graph 4: County Sika Deer Harvest by Hunting Season



Graph #5: County Turkey Harvest by Hunting Season



Graph 6: Total Turkey Harvest by Hunt Clubs on CFL

